


STATE OF THE ASSOCIATION



**Where we started
2004****The first 10 years
2014****Now
2018****Employees 3****Programs 0****Memberships 190****Employees 18****Programs 19****Memberships 44,805****Employees 31****Programs 25****Memberships 45,640**

US Equestrian

29 disciplines and breeds

145,000 MEMBERS  **155** EMPLOYEES

33 Member perks

50+ USEF Network Livestream Events annually plus on demand



65+ Learning Center Videos

8

International Disciplines governed



200+ Athlete grants across multiple breeds & disciplines



20 Pegasus Awards



5,000 USEF High School "Equestrian Letters" Awarded



116 National Championships



\$1MM USEF EQUINE DISASTER RELIEF FUNDS RAISED AND PROVIDED SINCE INCEPTION

2,300 competitions licensed



LIABILITY INSURANCE ACCESS



200K

horses registered (life or annual)

5,225 Horse of the Year Awards



21 Recognized Affiliates
67 Alliance Partners

1.7MM Horse Results Processed Annually



1,230 PAGE RULE BOOK

40 CHAPTERS **2048** RULES



820+ volunteers serving on **124** committees



1 dedicated USET FOUNDATION

23 Hearings adjudicated annually

351 Protests/Charges/Reported Violations Processed annually

79 Administrative Penalties



9,500 horses drug tested
13K samples tested

United States Hunter Jumper Association

2 disciplines

44,000 MEMBERS  **30** EMPLOYEES

12 Member discount opportunities

2,300 emerging athletes supported



13 scholarships & **28** grants awarded annually

5

Educational Programs



15 competitive programs supported at **1,100** USEF competitions annually

86+ CHAMPIONSHIPS awarded annually



16,500 awards distributed annually



17 AWARDS PROGRAMS



185K

horses registered for life



400 volunteer committee members serving **35** committees

12 USHJA Zones represented



+75 RULE CHANGES PROPOSED ANNUALLY



49 Affiliate (local/state) organizations represented



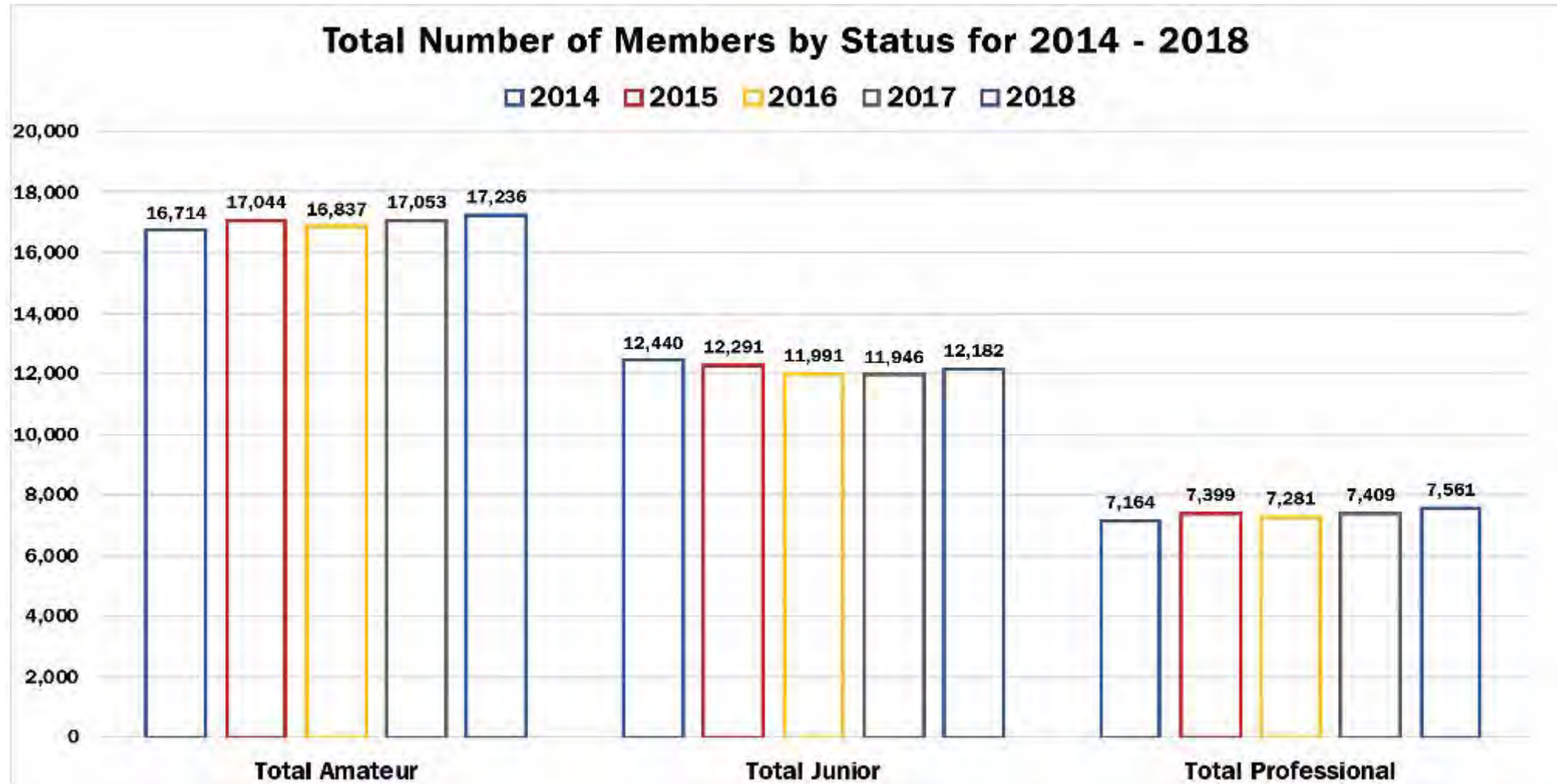
1 dedicated USHJA FOUNDATION



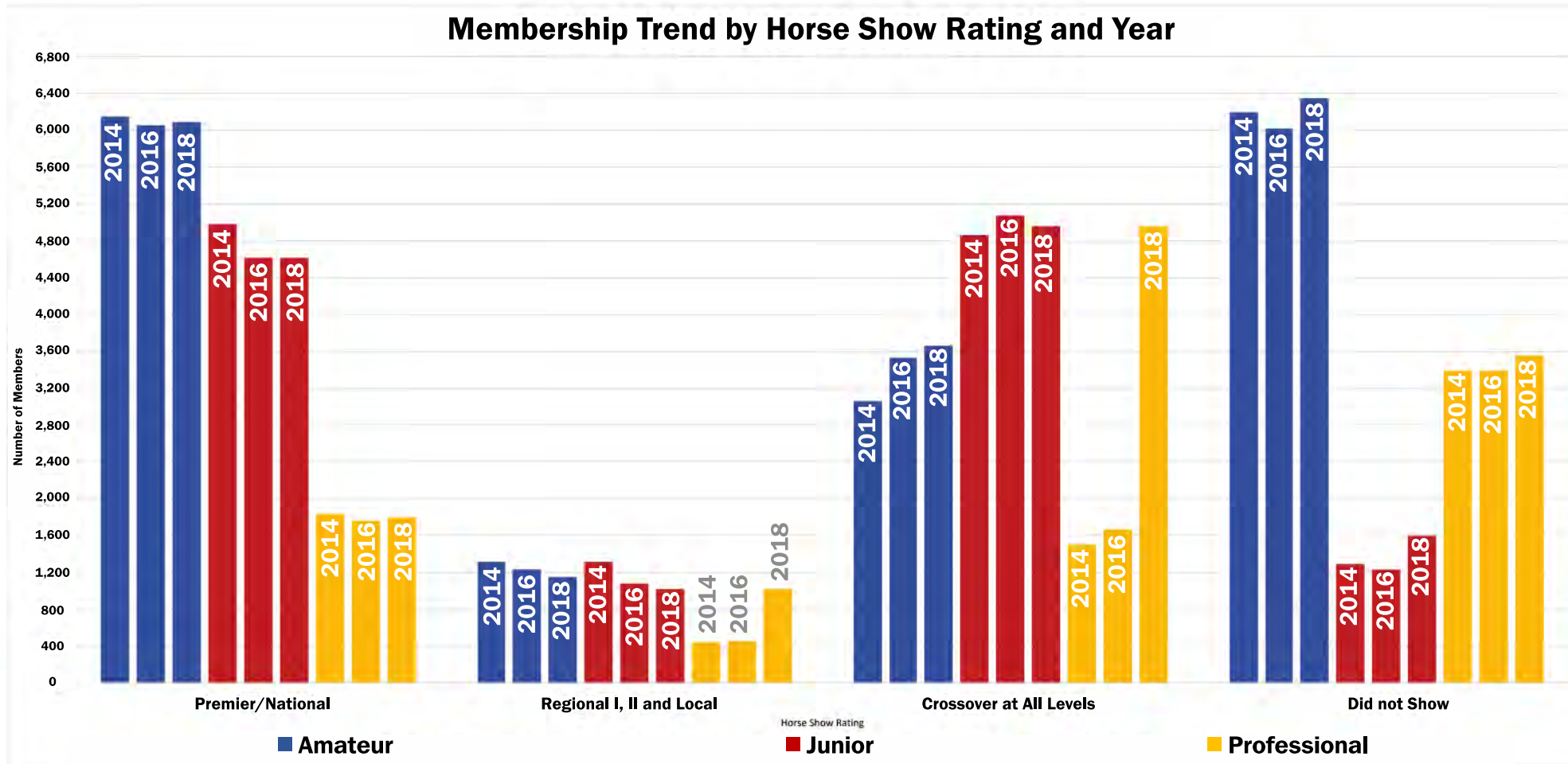
1 Hunter/Jumper MUSEUM

* Annual data is an average, and data not noted as annual is based as of Nov. 2018.

Who Are We Serving?

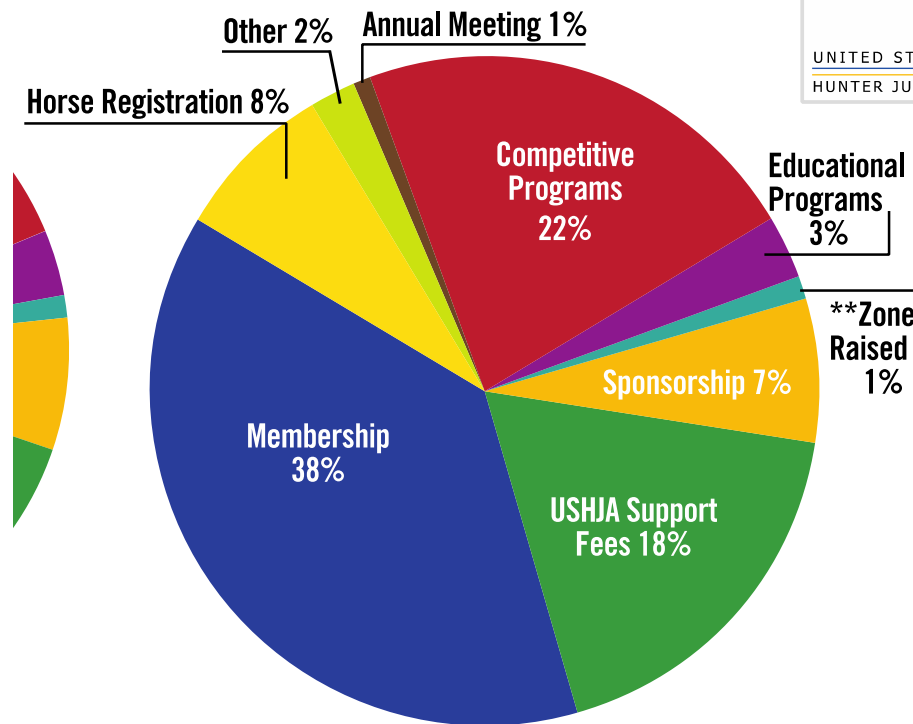


Where Our Members Show



Your Dollars at Work

2019 USHJA Revenue Budget

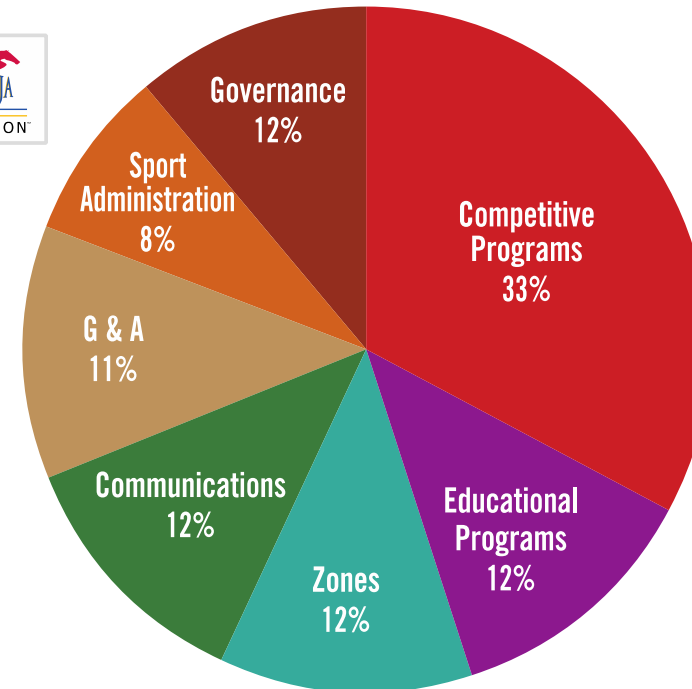


- Membership (38%)
- Competitive Programs (22%)
- Sponsorship (7%)
- Horse Registrations (8%)
- Educational Programs (3%)
- **Zone Raised (1%)
- Other (2%)
- Annual Meeting (1%)
- USHJA Support Fees (18%)

*USHJA Support - fee paid by competitors at USEF-rated competitions

**Zone Raised - funds raised by the zone outside their initial budget

2019 USHJA Spending Budget



■ Competitive Programs 33%

- 3'3" Jumping Seat Medal
- Ch/AA Hunter Championships
- Emerging Jumper Rider Program
- Green Hunter Challenge
- Green Hunter Incentive Program
- Hunterdon Equitation Cup
- International Hunter Derby
- National Hunter Derby
- Pony Hunter Derby
- World Championship Hunter Rider
- Zone Jumper Team Championship
- Junior Jumper
- Pony Jumper
- Young Hunter Pony Championship

■ Governance 12%

- Annual Meeting
- Rule Change Process
- Meeting Support

■ Educational Programs 12%

- Best Practices/Educational Resources
- Emerging Athletes Program
- Horseman's Quiz Challenge
- Licensed Officials
- Recognized Riding Academy
- Trainer Certification Program
- Outreach Program

■ Communications 12%

■ Zones 12%

- Zone-Specific Classes and Programs
- Zone Grants and Scholarships
- Zone Championships Support
- Zone Horse of the Year Awards

■ Sport Administration 8%

- Point-tracking
- Horse registration management
- Membership registration management

■ G & A 11%

Click here to watch the
USHJA Foundation Video

Sport Programs 2019



Hunter Programs



International Hunter Derby Program

Paid out
\$12,742,748



World Championship Hunter Rider

25+ years of recognizing
excellence in the Hunters
10 categories of riders
recognized nationally
and regionally



Green Hunter Incentive Program

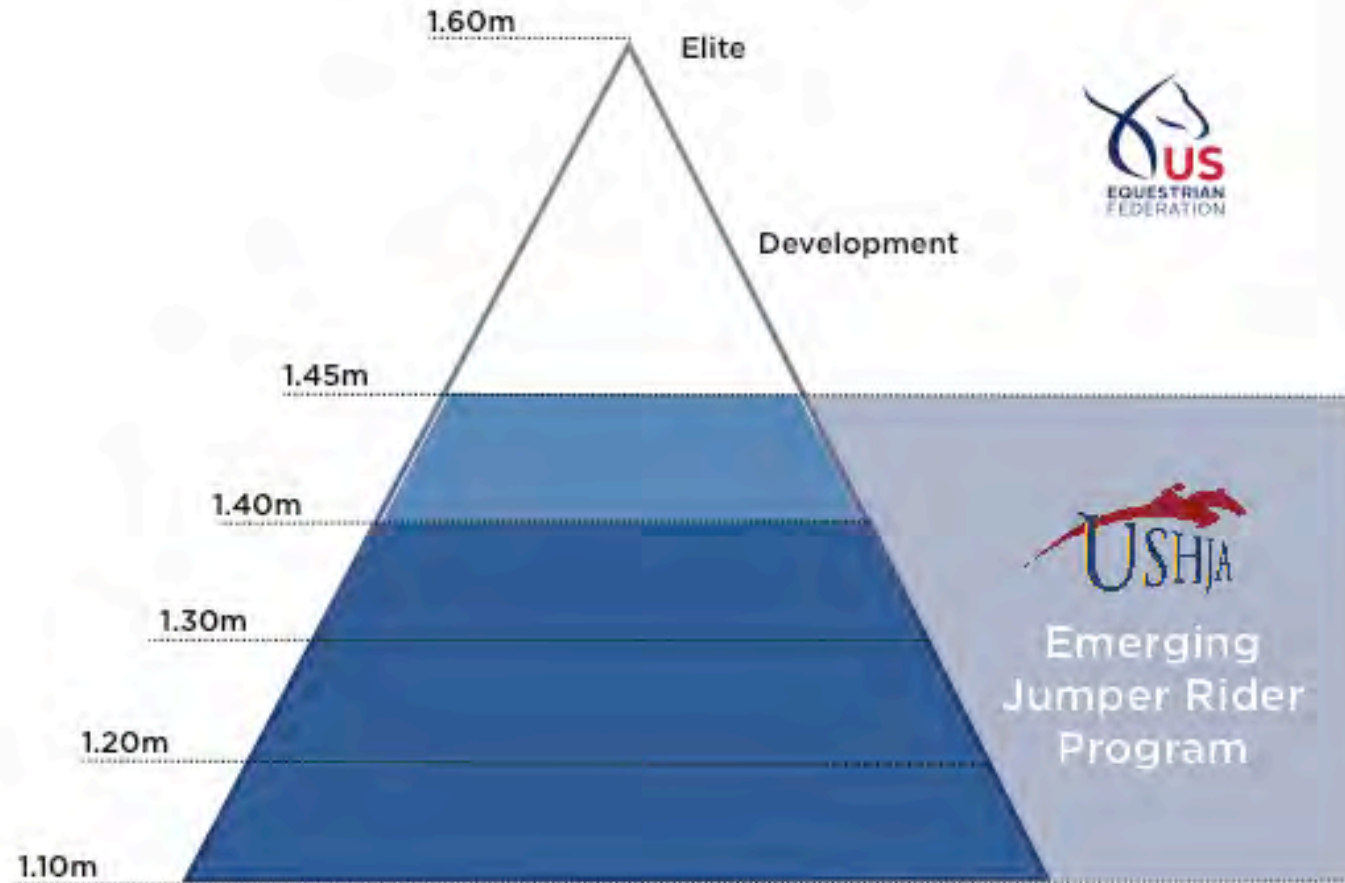
Paid out
\$2,688,273

USHJA Emerging Jumper Rider Program



Click here to watch the
**USHJA Zone Jumping Championships
Overview**

U.S. Show Jumping Athlete Pathway



National Championships



Click here to watch the
**2018 AON/USHJA Championship
Wrap-Up**



United States Hunter Jumper Association



USHJA Affiliate Associations















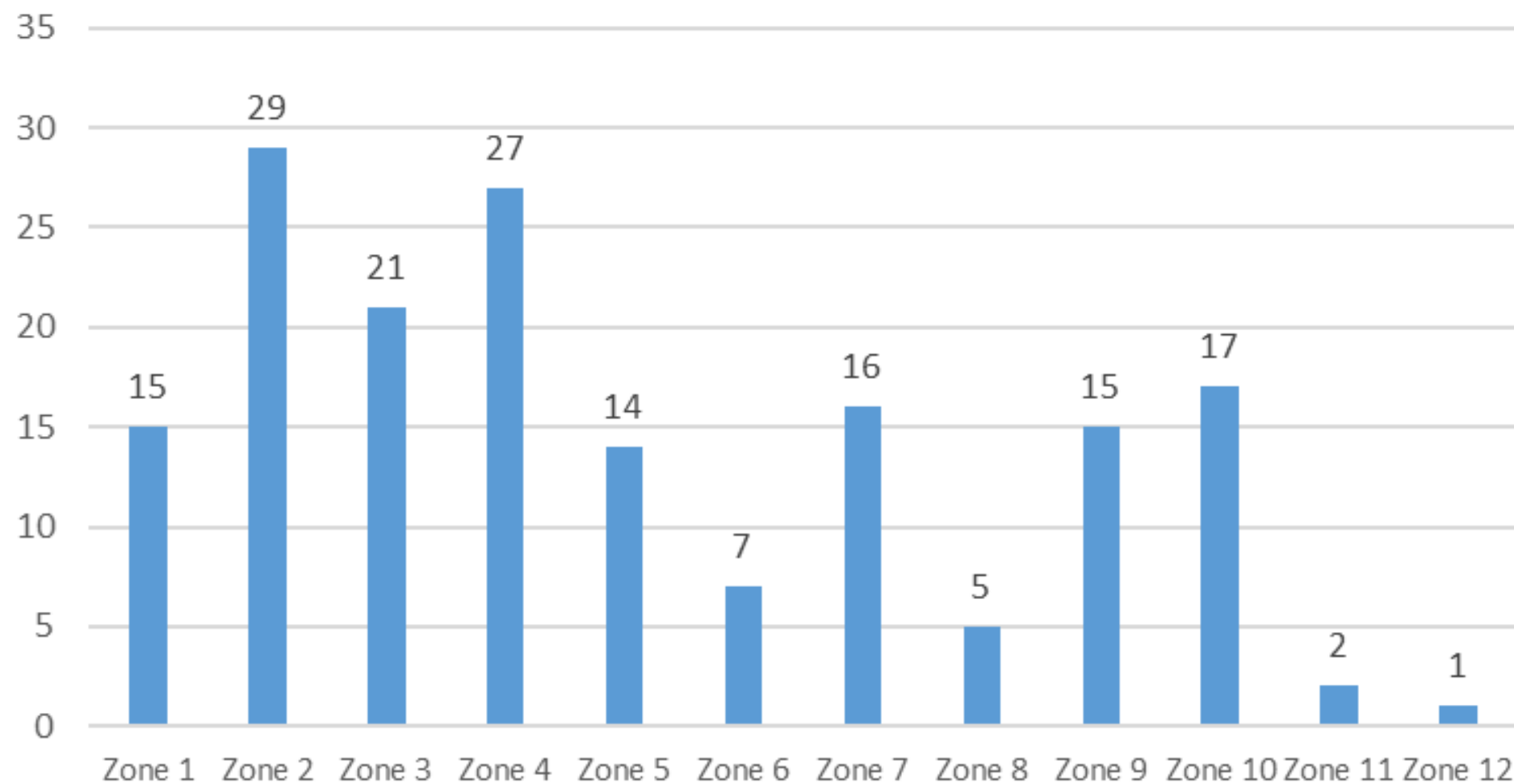


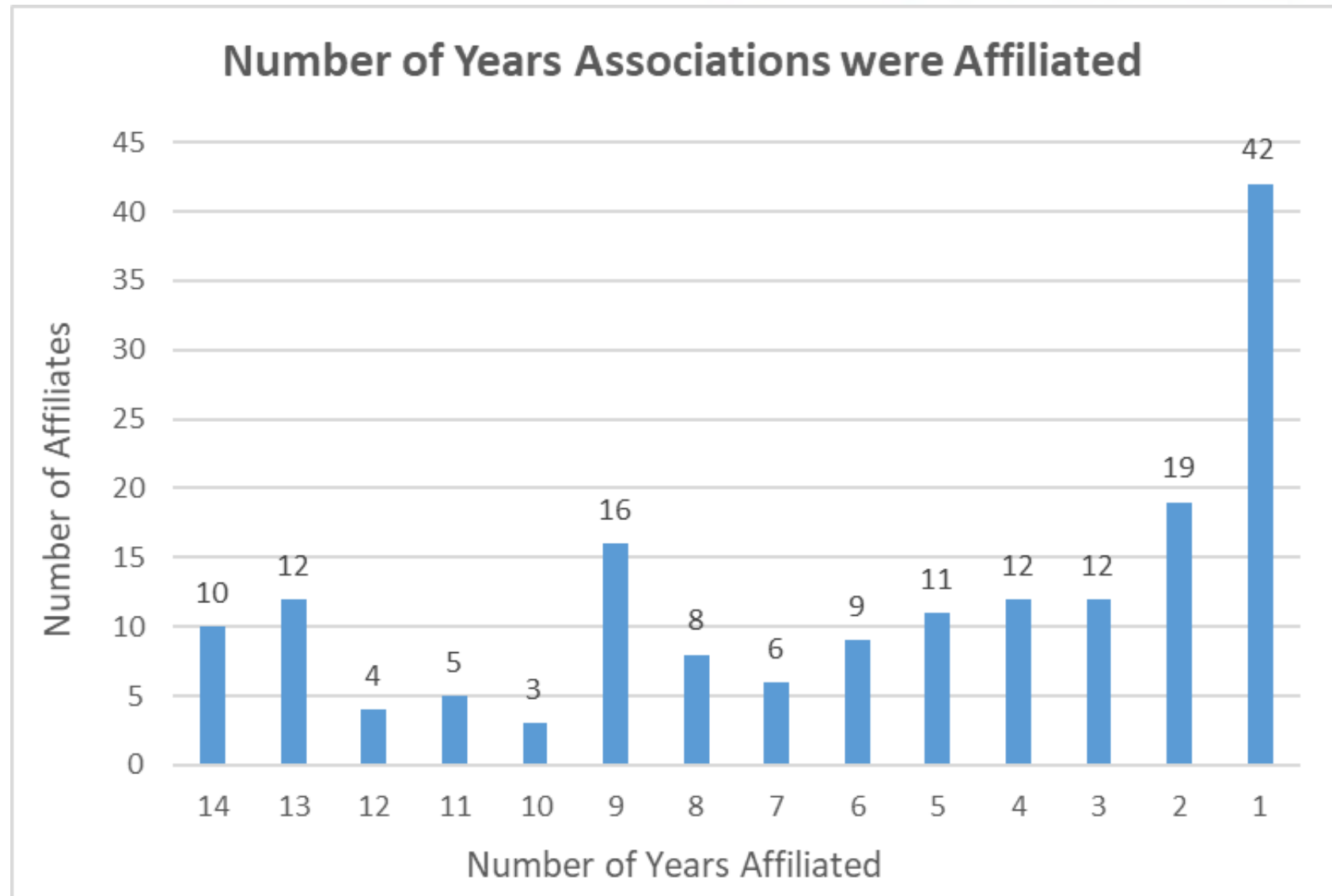






Total USHJA Affiliate Associations Per Zone







2019 USHJA Affiliate Associations

- USHJA Affiliate Association Steering Committee
- Reduced Affiliate Association Membership fee
- Free membership for USHJA Outreach
- Share Affiliate Association Member Benefits
- Market educational and competitive opportunities



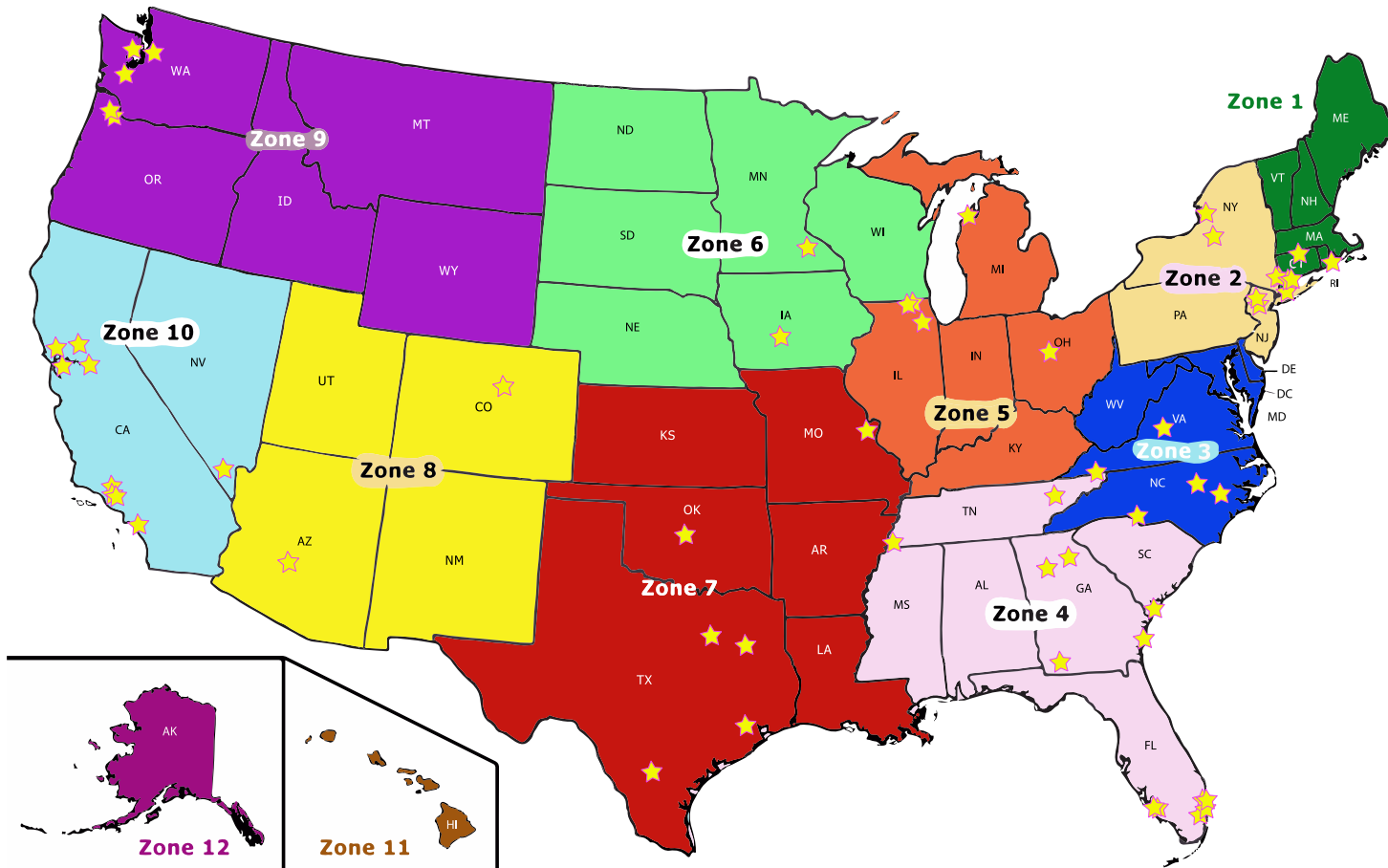
Outreach



COMPETITIONS		
ZONES	2017	2018
1	26	14
2	46	81
3	3	0
4	26	12
5	1	7
6	6	9
7	4	11
8	0	0
9	19	19
10	47	30
11	6	5
12	0	0



Recognized Riding Academy



ZONES	2017	2018
1	3	4
2	7	7
3	4	5
4	6	13
5	4	5
6	1	2
7	7	6
8	0	2
9	3	5
10	7	9
TOTAL	42	58

Education Programs 2019



Emerging Athletes/Horsemanship Quiz Challenge

Symposium



USHJA

Jumping into the Future!

