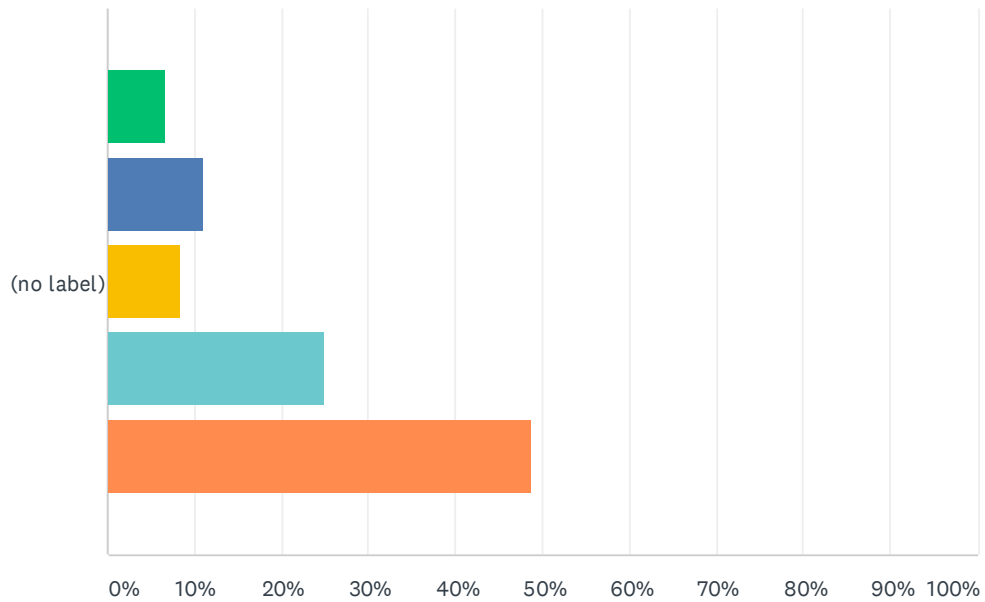


Q1 When the state in which you live reopens and horse shows can take place, how likely are you to return to showing?

Answered: 6,606 Skipped: 0

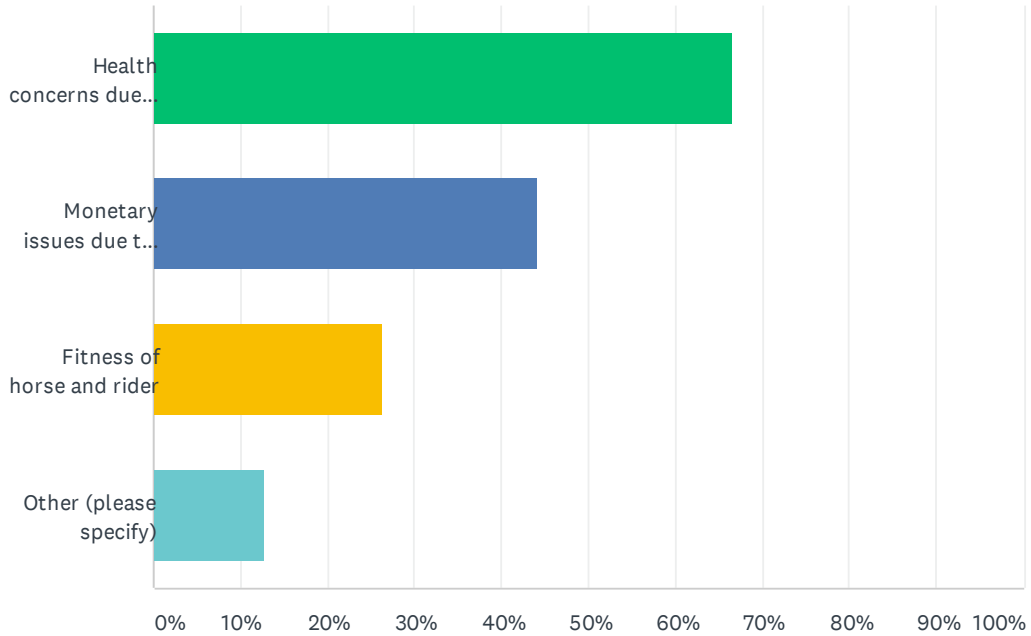


■ Very Unlikely
 ■ Unlikely
 ■ Neither Unlikely or Likely
 ■ Likely
■ Very Likely

	VERY UNLIKELY	UNLIKELY	NEITHER UNLIKELY OR LIKELY	LIKELY	VERY LIKELY	TOTAL	WEIGHTED AVERAGE
(no label)	6.72% 444	11.08% 732	8.43% 557	24.93% 1,647	48.83% 3,226	6,606	3.98

Q2 What do you think are the greatest challenges to returning to the show ring? (check all that apply)

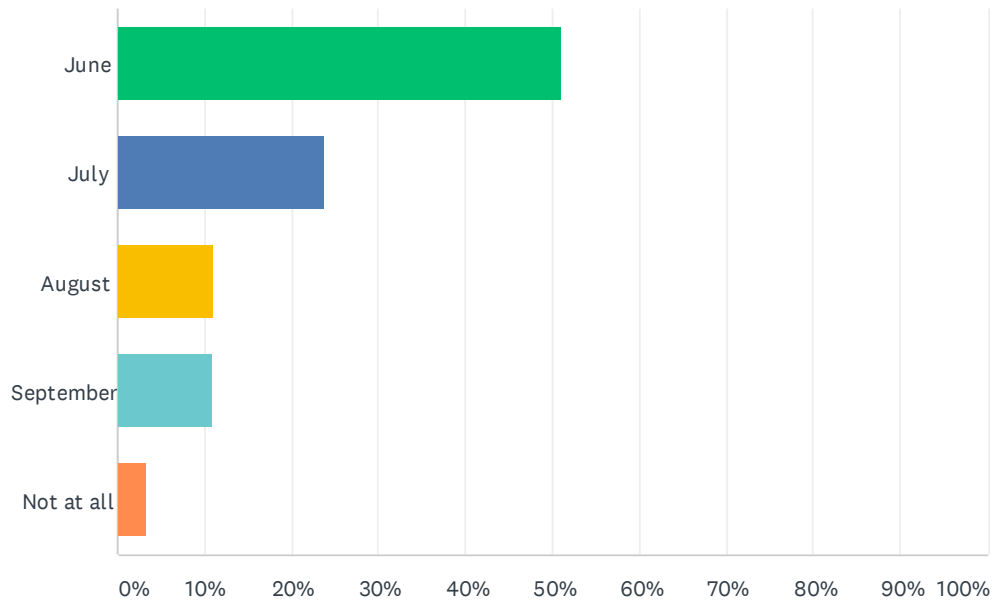
Answered: 6,606 Skipped: 0



ANSWER CHOICES	RESPONSES	
Health concerns due to the virus	66.44%	4,389
Monetary issues due to the virus	44.16%	2,917
Fitness of horse and rider	26.39%	1,743
Other (please specify)	12.81%	846
Total Respondents: 6,606		

Q3 If you were to return to the show ring, when do you think you would be ready?

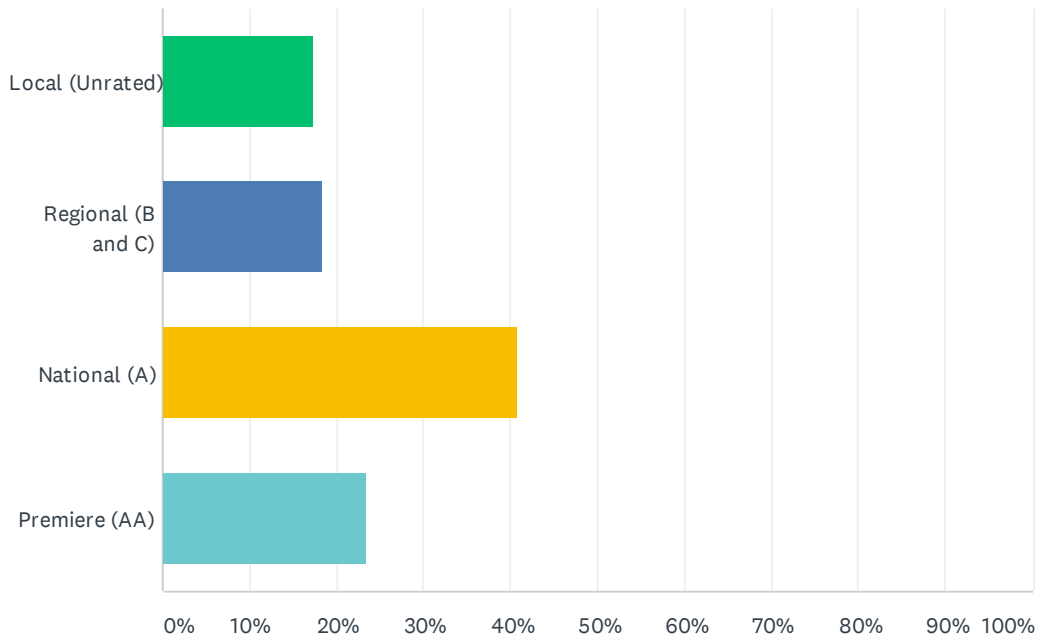
Answered: 6,606 Skipped: 0



ANSWER CHOICES	RESPONSES	
June	51.00%	3,369
July	23.77%	1,570
August	11.17%	738
September	10.81%	714
Not at all	3.25%	215
TOTAL		6,606

Q4 If you were to return to showing, what level of competition would you participate in? (check the one that most applies)

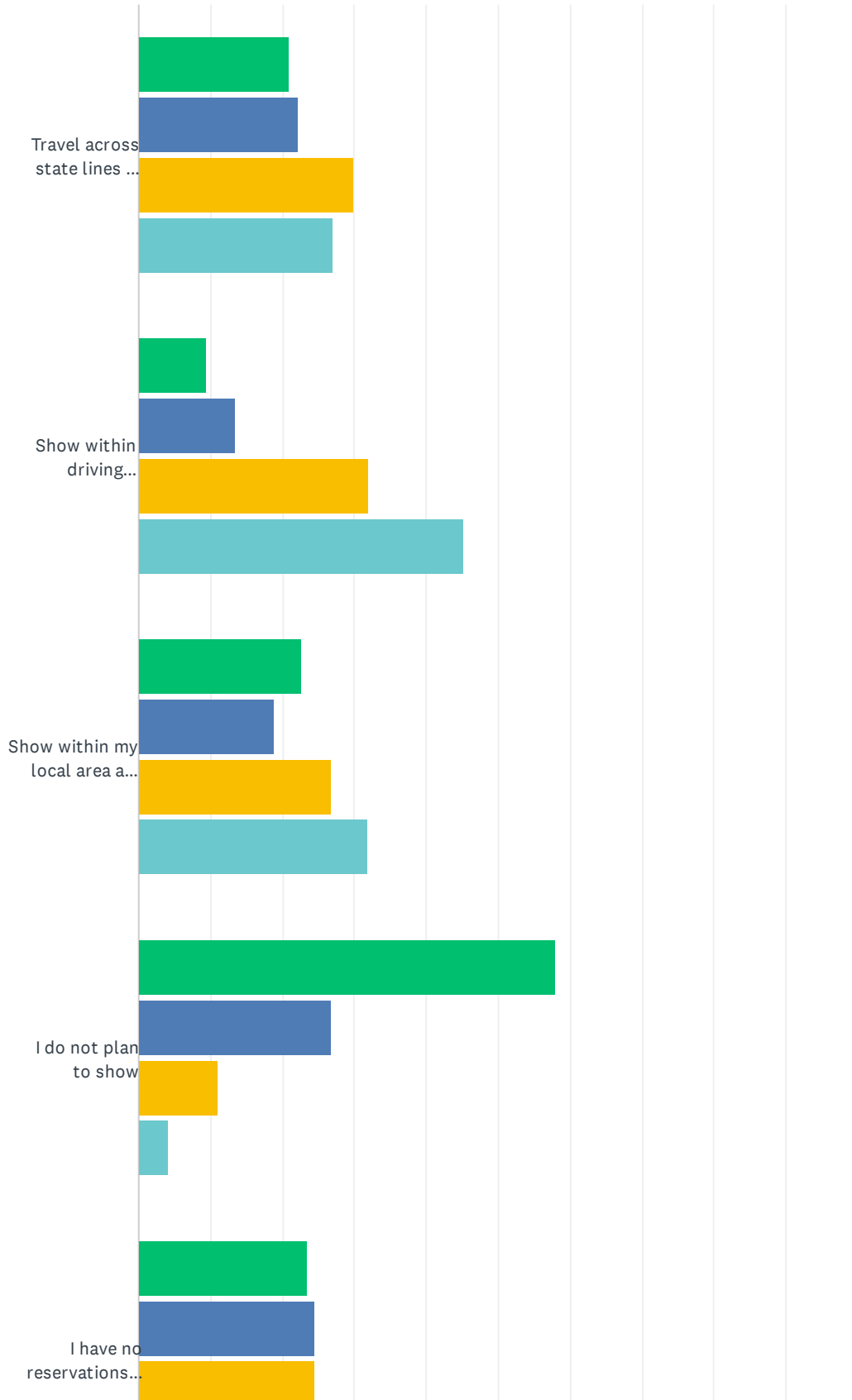
Answered: 6,606 Skipped: 0



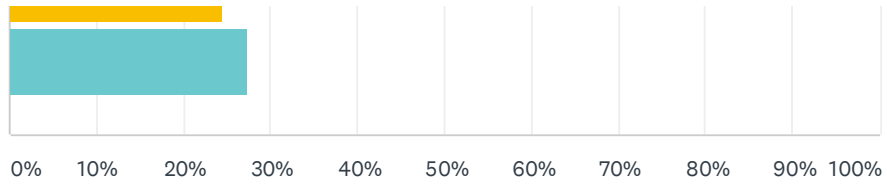
ANSWER CHOICES	RESPONSES	
Local (Unrated)	17.32%	1,144
Regional (B and C)	18.35%	1,212
National (A)	40.87%	2,700
Premiere (AA)	23.46%	1,550
TOTAL		6,606

Q5 If you were to show again in 2020, how likely are you to:

Answered: 6,606 Skipped: 0



USHJA Survey: Returning to Competition Post COVID-19

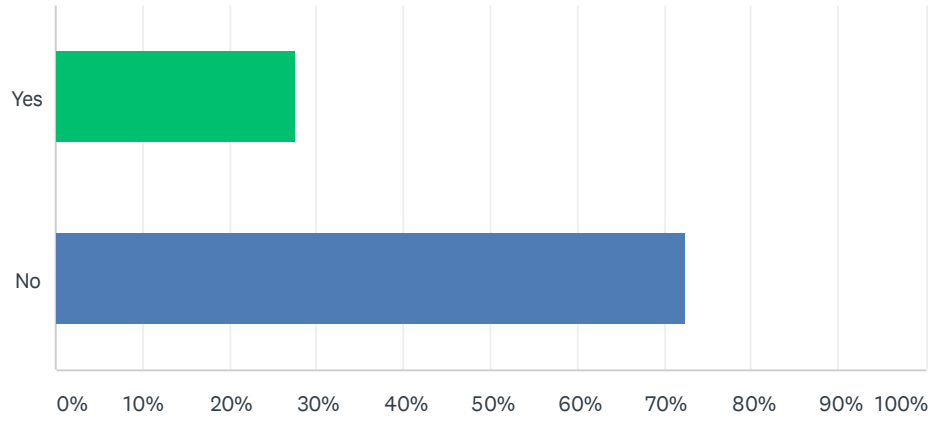


■ Very Unlikely
 ■ Unlikely
 ■ Likely
 ■ Very Likely

	VERY UNLIKELY	UNLIKELY	LIKELY	VERY LIKELY	TOTAL
Travel across state lines and stable my horse on show grounds	20.86% 1,366	22.28% 1,459	29.84% 1,954	27.03% 1,770	6,549
Show within driving distance of my home and stable my horse on show grounds	9.37% 610	13.35% 869	32.02% 2,085	45.26% 2,947	6,511
Show within my local area and trailer in/work out of trailer	22.66% 1,451	18.87% 1,208	26.69% 1,709	31.77% 2,034	6,402
I do not plan to show	57.99% 3,474	26.82% 1,607	11.03% 661	4.16% 249	5,991
I have no reservations about traveling to show	23.47% 1,462	24.54% 1,529	24.51% 1,527	27.48% 1,712	6,230

Q6 If you were to resume showing in 2020, are year-end points important to you at this time?

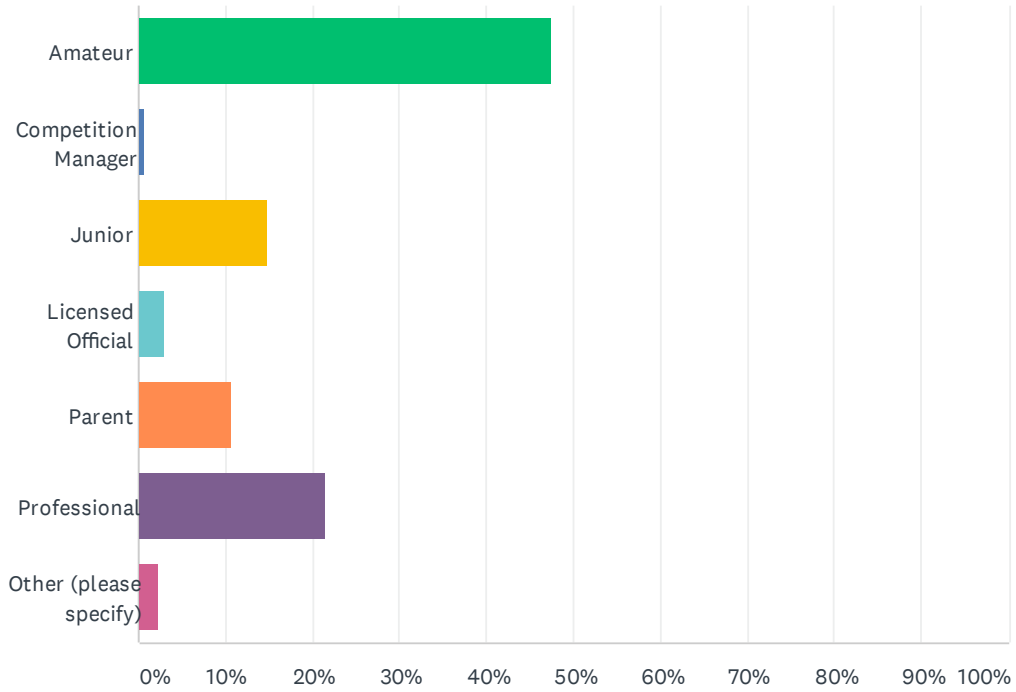
Answered: 6,606 Skipped: 0



ANSWER CHOICES	RESPONSES	
Yes	27.55%	1,820
No	72.45%	4,786
TOTAL		6,606

Q7 Are you an:

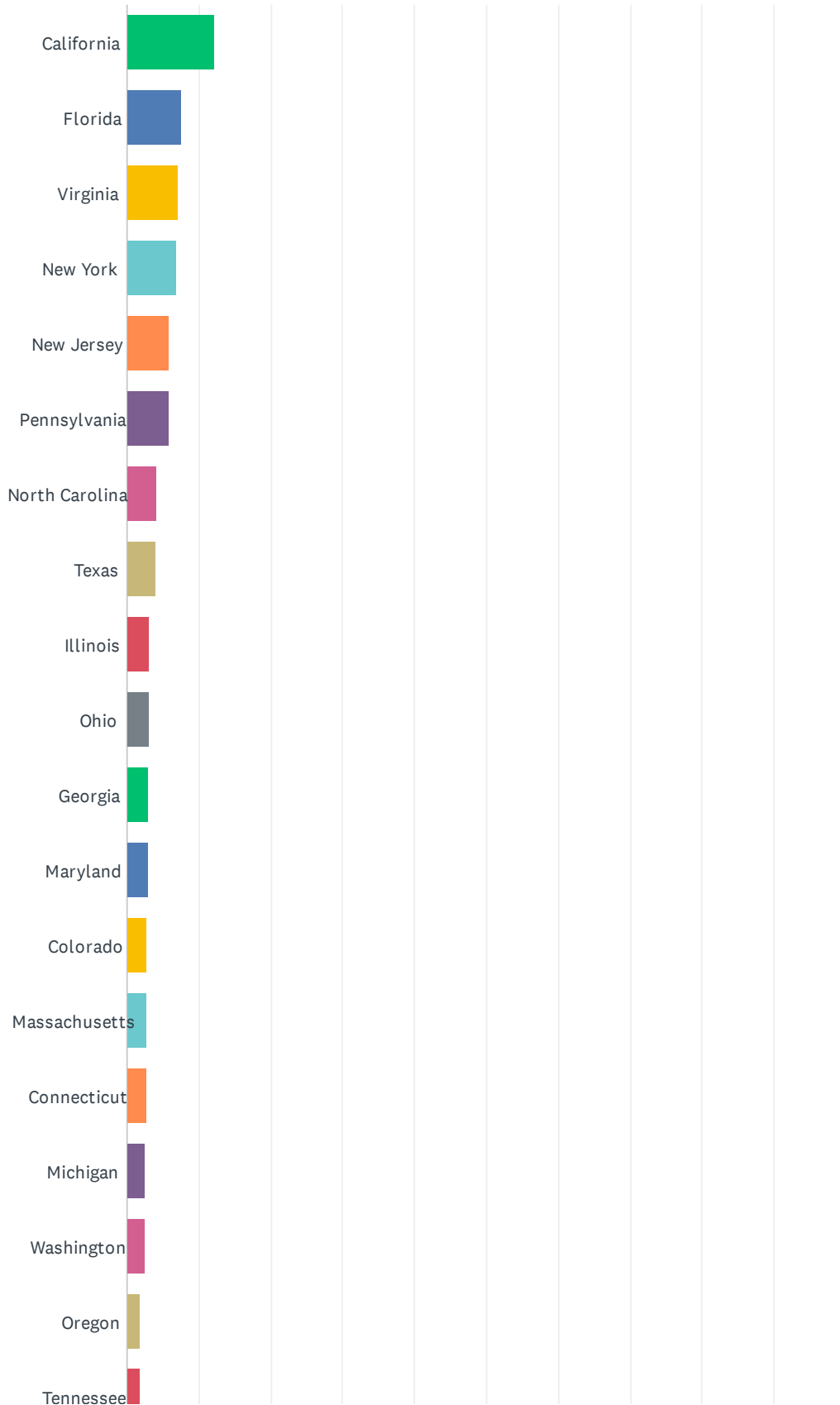
Answered: 6,606 Skipped: 0



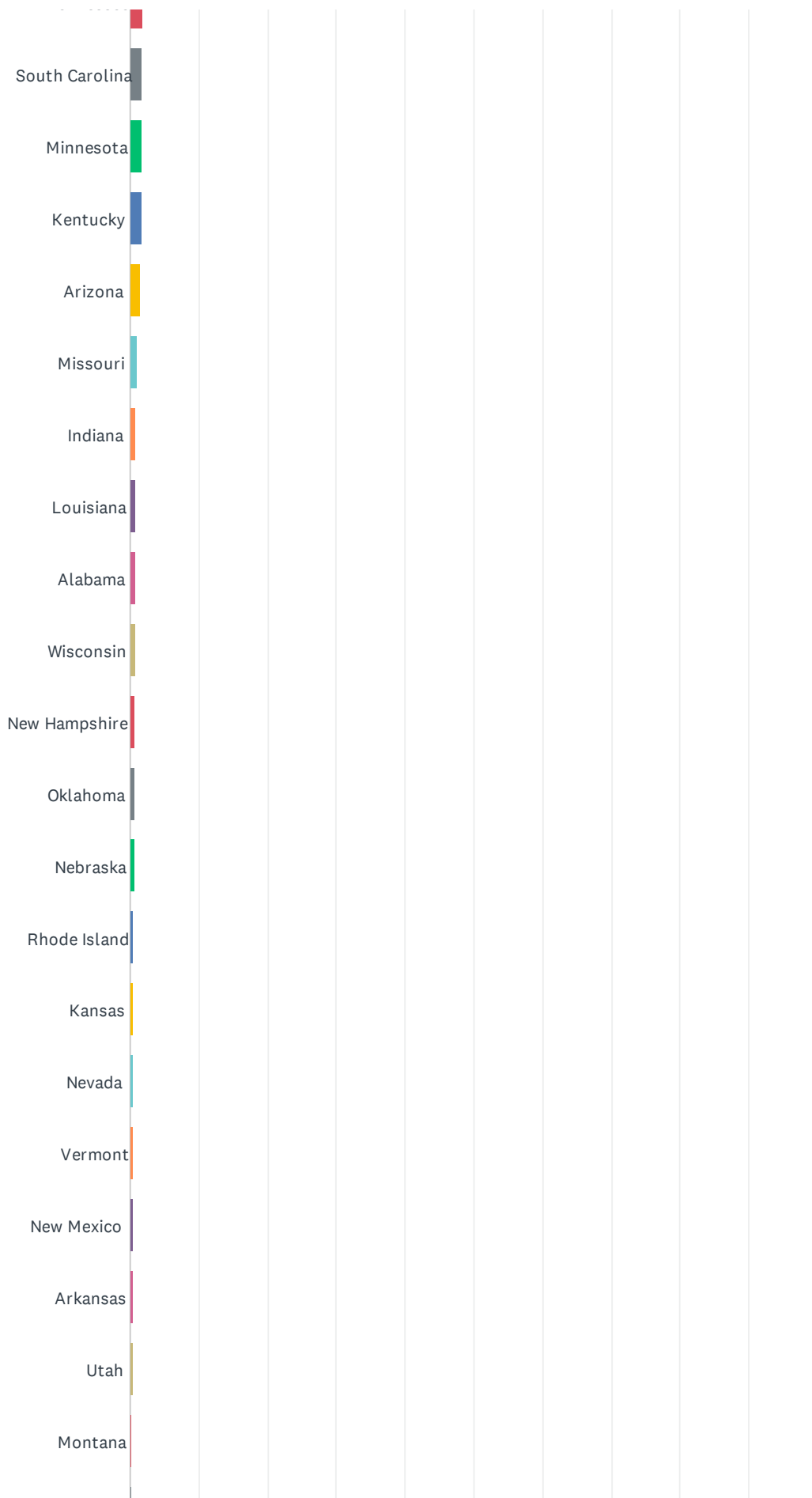
ANSWER CHOICES	RESPONSES	
Amateur	47.44%	3,134
Competition Manager	0.59%	39
Junior	14.80%	978
Licensed Official	2.88%	190
Parent	10.61%	701
Professional	21.47%	1,418
Other (please specify)	2.21%	146
TOTAL		6,606

Q8 What state do you live in?

Answered: 6,606 Skipped: 0



USHJA Survey: Returning to Competition Post COVID-19



USHJA Survey: Returning to Competition Post COVID-19



USHJA Survey: Returning to Competition Post COVID-19

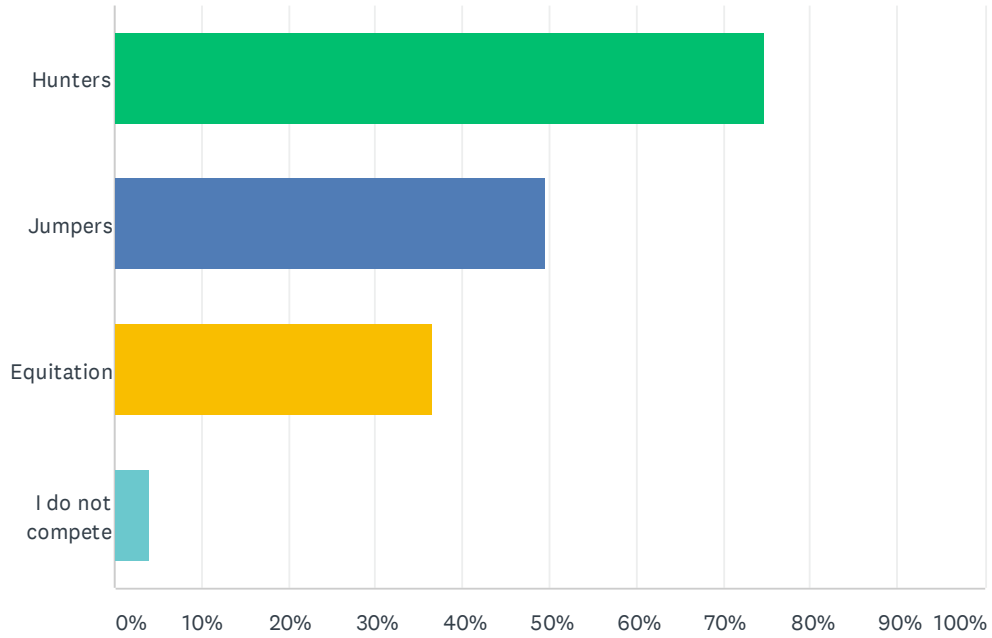
ANSWER CHOICES	RESPONSES	
California	12.13%	801
Florida	7.43%	491
Virginia	7.15%	472
New York	6.96%	460
New Jersey	5.83%	385
Pennsylvania	5.80%	383
North Carolina	4.12%	272
Texas	4.04%	267
Illinois	3.12%	206
Ohio	3.10%	205
Georgia	2.92%	193
Maryland	2.91%	192
Colorado	2.77%	183
Massachusetts	2.65%	175
Connecticut	2.63%	174
Michigan	2.59%	171
Washington	2.50%	165
Oregon	1.98%	131
Tennessee	1.91%	126
South Carolina	1.76%	116
Minnesota	1.70%	112
Kentucky	1.59%	105
Arizona	1.53%	101
Missouri	1.01%	67
Indiana	0.92%	61
Louisiana	0.80%	53
Alabama	0.79%	52
Wisconsin	0.76%	50
New Hampshire	0.65%	43
Oklahoma	0.61%	40
Nebraska	0.53%	35
Rhode Island	0.47%	31

USHJA Survey: Returning to Competition Post COVID-19

Kansas	0.41%	27
Nevada	0.39%	26
Vermont	0.39%	26
New Mexico	0.38%	25
Arkansas	0.36%	24
Utah	0.33%	22
Montana	0.30%	20
Iowa	0.29%	19
Delaware	0.24%	16
District of Columbia (DC)	0.20%	13
Maine	0.20%	13
Idaho	0.18%	12
Mississippi	0.17%	11
West Virginia	0.17%	11
Wyoming	0.12%	8
Alaska	0.11%	7
Hawaii	0.11%	7
South Dakota	0.02%	1
North Dakota	0.00%	0
TOTAL		6,606

Q9 Which of the following do you currently compete in? (select all that apply)

Answered: 6,606 Skipped: 0



ANSWER CHOICES	RESPONSES	
Hunters	74.75%	4,938
Jumpers	49.61%	3,277
Equitation	36.57%	2,416
I do not compete	3.94%	260
Total Respondents: 6,606		

Q10 What divisions, sections or classes are you planning to compete in once competition resumes?

Answered: 5,659 Skipped: 947